


# Mobile and flexible


When designing mobile boards, we apply one condition that must not be compromised: above all else, the construction must be stable. Smit Visual has a range of different products for different specific uses.





## Work Board

This double-sided whiteboard was designed in response to client demand for visual communication. Use the Work Board for scrum sessions, planning, to-do lists, or workshops.



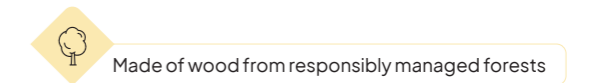
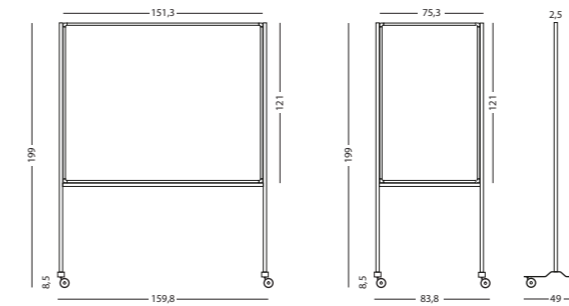
Dimensions  
120 x 150 cm  
120 x 75 cm

Article number  
13019.000  
13019.001

### Work Board, white enamel



- Writing surface of double-sided white enamelled steel, fused at 800°C
- Suitable for very intensive and long-term use
- Black aluminium frame with plastic corner pieces
- Stable black steel frame
- Four high-quality wheels, two of which have brakes
- Multiple boards can be wheeled together compactly for storage
- The arch in the foot enables you to wheel together at right angles to create corner presentations.
- Magnetic, dry wipe



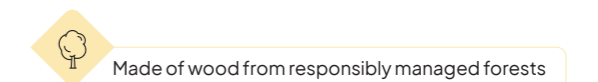
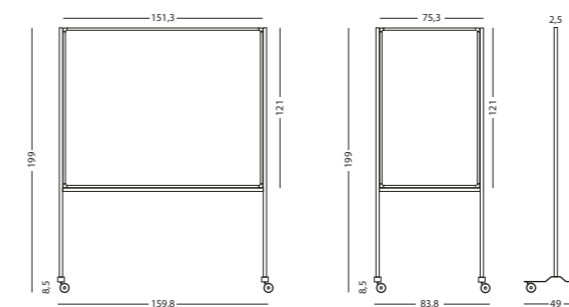
Dimensions  
120 x 150 cm  
120 x 75 cm

Article number  
13019.010  
13019.011

### Work Board, white lacquered steel



- Writing surface of double-sided lacquered steel
- Suitable for normal to fairly intensive use
- Black aluminium frame with plastic corner pieces
- Stable black steel frame
- Four high-quality wheels, two of which have brakes
- Multiple boards can be wheeled together compactly for storage
- The arch in the foot enables you to wheel together at right angles to create corner presentations.
- Magnetic, dry wipe







Dimensions  
120 x 150 cm  
120 x 75 cm

Article number  
13019.030  
13019.031


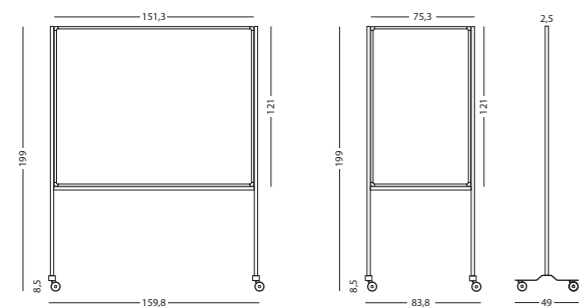
### Work Board, grey chalkboard



- Chalkboard surface of double-sided grey enamelled steel, fused at 800°C
- Suitable for very intensive and long-term use
- Black aluminium frame with plastic corner pieces
- Stable black steel frame
- Four high-quality wheels, two of which have brakes
- Multiple boards can be wheeled together compactly for storage
- The arch in the foot enables you to wheel together at right angles to create corner presentations.
- Magnetic, dry wipe



Made of wood from responsibly managed forests



Dimensions  
120 x 150 cm  
120 x 75 cm

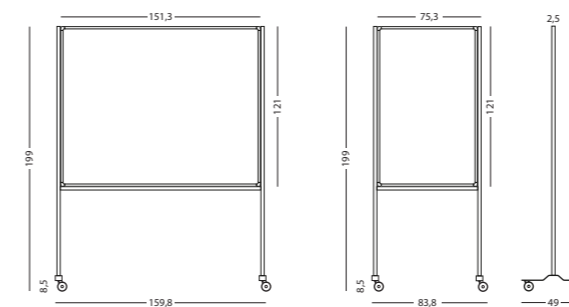
Article number  
13019.040  
13019.041

### Work Board, printed



## More info on customised printing?

See page 33




- Writing surface of double-sided, full-colour printed steel sublimation
- Suitable for normal to fairly intensive use
- Black aluminium frame with plastic corner pieces
- Stable black steel frame
- Four high-quality wheels, two of which have brakes
- Multiple boards can be wheeled together compactly for storage
- The arch in the foot enables you to wheel together at right angles to create corner presentations.
- Magnetic, dry wipe



Made of wood from responsibly managed forests





## Smit Visual mobile whiteboard

Double-sided writable whiteboard on a frame with 4 lockable wheels. The simple design makes the unit both sturdy and lightweight. Available in 2 sizes: 75x180 cm and 120x180 cm.



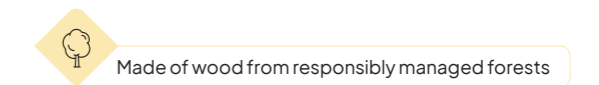
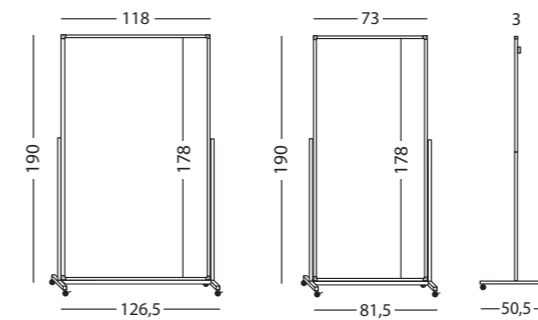
Dimensions  
180 x 75 cm  
180 x 120 cm

Article number  
13018.210  
13018.211

### Smit Visual Mobile Whiteboard, white enamel



- Writing surface of white enamelled steel, fused at 800°C
- Suitable for very intensive and long-term use
- White aluminium frame with plastic corner pieces
- The simple design makes the unit both sturdy and lightweight.
- Four castor wheels, two of which have brakes.
- Magnetic, dry wipe



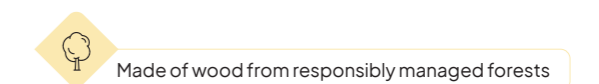
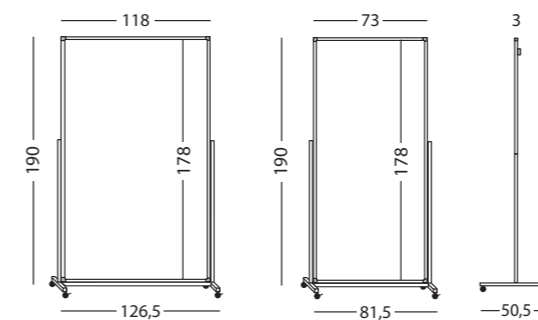
Dimensions  
180 x 75 cm  
180 x 120 cm

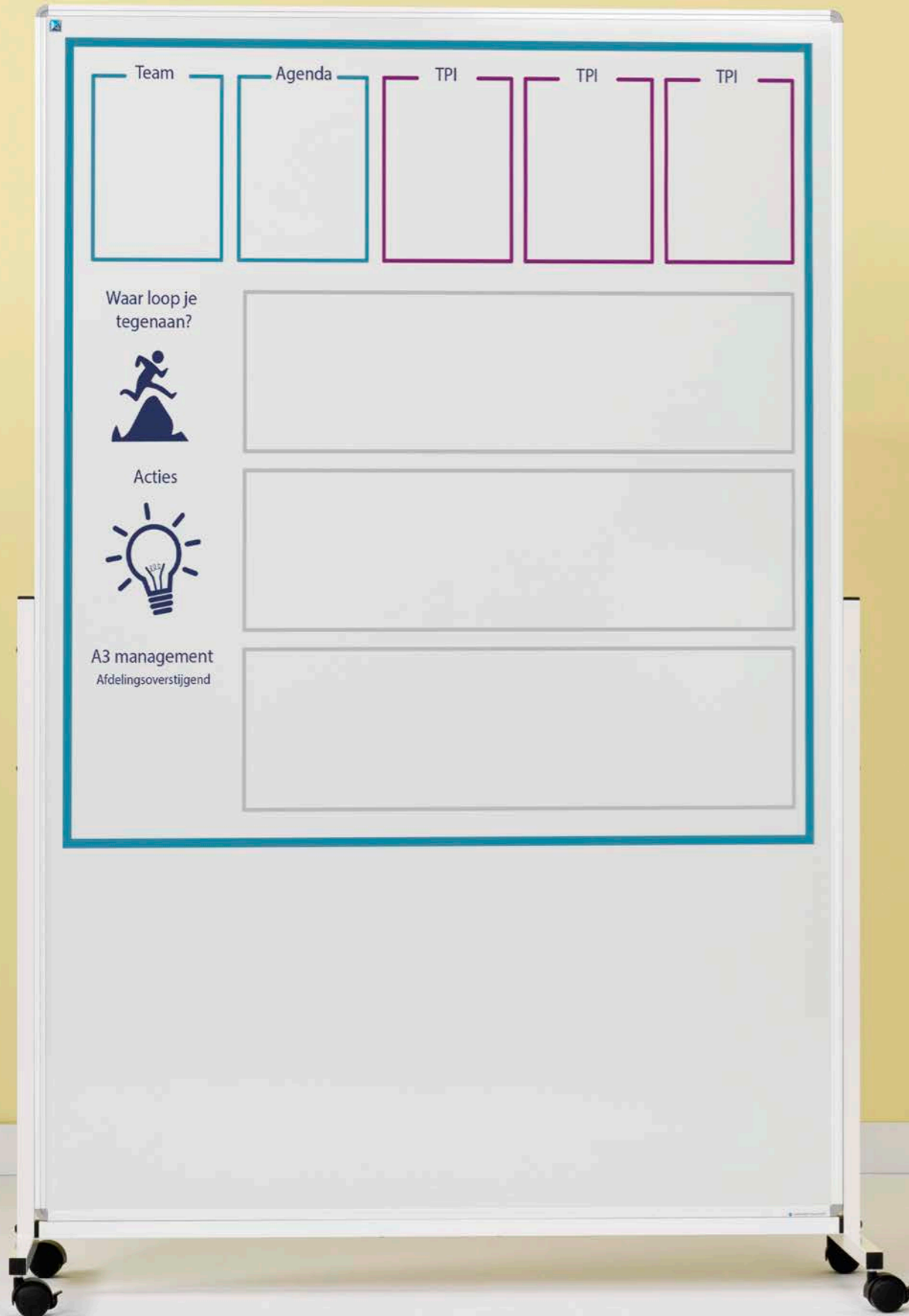
Article number  
13018.200  
13018.201

### Smit Visual Mobile Whiteboard, lacquered steel



- White lacquered steel writing surface
- Suitable for normal to fairly intensive use
- White aluminium frame with plastic corner pieces
- The simple design makes the unit both sturdy and lightweight.
- Four castor wheels, two of which have brakes.
- Magnetic, dry wipe





More info on customised printing?  
See page 33

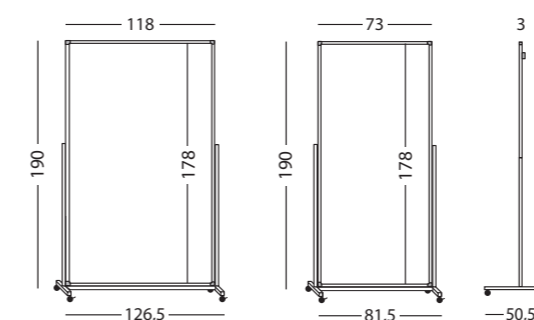
Dimensions  
180 x 75 cm  
180 x 120 cm


Article number  
13018.230  
13018.231

Smit Visual Mobile Whiteboard, printed



- Writing surface of double-sided, full-colour printed steel sublimation
- Suitable for normal to fairly intensive use
- White aluminium frame with plastic corner pieces
- The simple design makes the unit both sturdy and lightweight.
- Four castor wheels, two of which have brakes.
- Magnetic, dry wipe



 Made of wood from responsibly managed forests



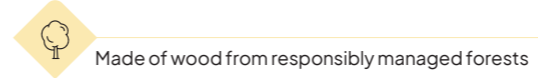
# Revolving Board

'Solid as a rock!' Feel free to compare our tilt boards with revolving boards by other suppliers. Smit Visual tilt boards were designed for daily professional use, primarily in educational institutions.






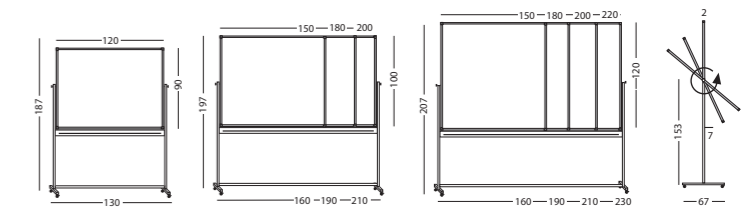
Dimensions	Article number
120 x 220 cm	13009.105
120 x 200 cm	13009.104
120 x 180 cm	13009.091
120 x 150 cm	13009.090
100 x 200 cm	13009.100
100 x 180 cm	13009.101
100 x 150 cm	13009.102
90 x 120 cm	13009.103



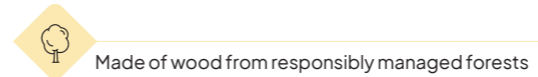
## Revolving whiteboard, white enamel



- Writing surface of white enamelled steel, fused at 800°C
- Suitable for very intensive and long-term use
- Anodised aluminium frame with plastic corner pieces
- The sturdy white base has a long pen tray and four solid industrial wheels, two of which have brakes
- The rotary knob allows the board to be turned through 360° and to be fixed at any angle
- Magnetic, dry wipe



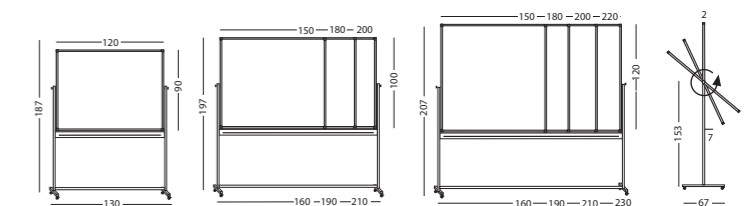
Dimensions	Article number
120 x 220 cm	13009.154
120 x 200 cm	13009.150
120 x 180 cm	13009.153
120 x 150 cm	13009.151
100 x 200 cm	13009.030
100 x 180 cm	13009.031
100 x 150 cm	13009.032
90 x 120 cm	13009.033




## Revolving whiteboard, white lacquered steel



- White lacquered steel writing surface
- Suitable for normal to fairly intensive use
- Anodised aluminium frame with plastic corner pieces
- The sturdy white base has a long pen tray and four solid industrial wheels, two of which have brakes
- The rotary knob allows the board to be turned through 360° and to be fixed at any angle
- Magnetic, dry wipe





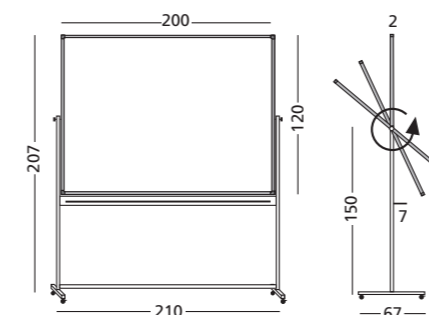
Dimensions  
120 x 200 cm

Article number  
13009.124

Revolving projection/enamelled steel board



- One side has a projection surface of projection enamelled steel, fused at 800°C
- One side has a writing surface of enamelled steel, fused at 800°C
- Suitable for very intensive and long-term use
- Anodised aluminium frame with plastic corner pieces
- The sturdy white base has a long pen tray and four solid industrial wheels, two of which have brakes
- The rotary knob allows the board to be turned through 360° and to be fixed at any angle
- Magnetic, dry wipe writing surface and wet wipe projection surface



Made of wood from responsibly managed forests



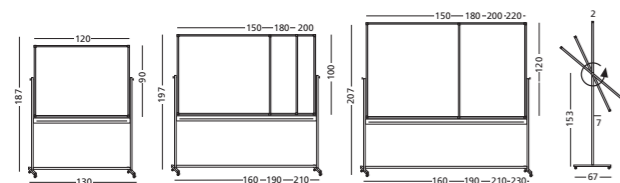


Dimensions	Article number
120 x 220 cm	13009.170
120 x 200 cm	13009.171
120 x 180 cm	13009.172
120 x 150 cm	13009.173
100 x 200 cm	13009.106
100 x 180 cm	13009.107
100 x 150 cm	13009.108
90 x 120 cm	13009.109

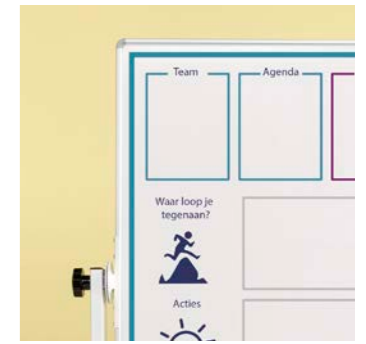

## Revolving chalkboard, green



- Chalkboard surface of double-sided green enamelled steel, fused at 800°C
- Suitable for very intensive and long-term use
- Anodised aluminium frame with plastic corner pieces
- The sturdy white base has a long pen tray and four solid industrial wheels, two of which have brakes
- The rotary knob allows the board to be turned through 360° and to be fixed at any angle
- Magnetic, dry wipe



Made of wood from responsibly managed forests



Dimensions	Article number
120 x 200 cm	13009.204
120 x 180 cm	13009.206
120 x 150 cm	13009.205
100 x 200 cm	13009.200
100 x 180 cm	13009.201
100 x 150 cm	13009.202
90 x 120 cm	13009.203

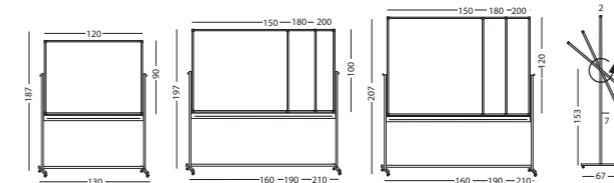
## Revolving whiteboard, printed



- Writing surface of double-sided, full-colour printed steel sublimation
- Suitable for normal to fairly intensive use
- Anodised aluminium frame with plastic corner pieces
- The sturdy white base has a long pen tray and four solid industrial wheels, two of which have brakes
- The rotary knob allows the board to be turned through 360° and to be fixed at any angle
- Magnetic, dry wipe

## More info on customised printing?


See page 33



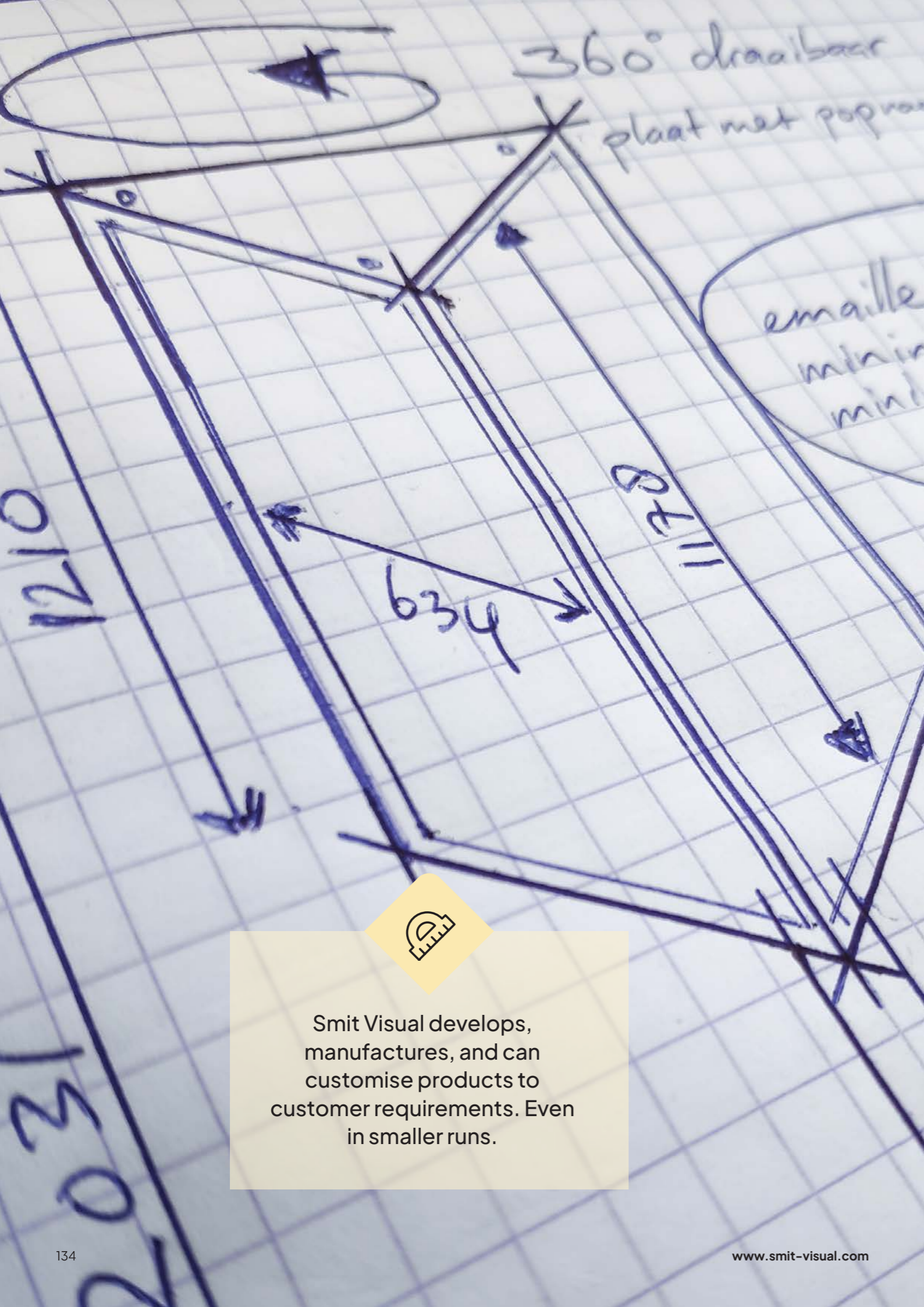
Made of wood from responsibly managed forests

# Rotatable 3-sided board

This board is perfectly suited to production environments. The three writable sides can be rotated 360° degrees. The sturdy round base plate provides sufficient stability.





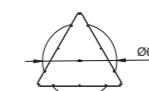
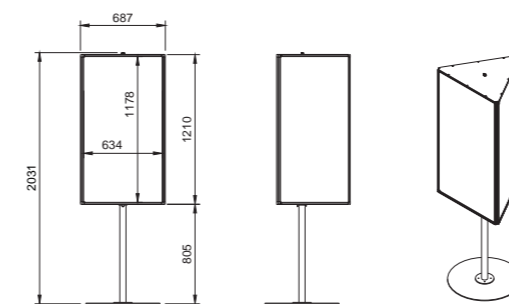



Article number  
13009.510

Rotatable 3-sided whiteboard, lacquered steel




- Writing surface of 3-sided lacquered steel
- Suitable for normal to fairly intensive use
- Anodised aluminium frame with plastic corner pieces
- 360° rotatable
- The sturdy round base plate provides sufficient stability.
- Assembly material included
- Magnetic, dry wipe



 Made of wood from responsibly managed forests



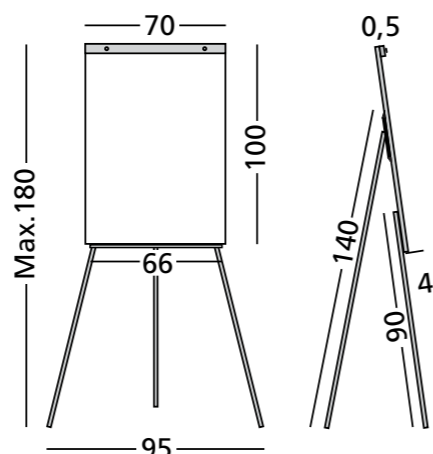


Flip Chart Budget

- Basic model made of lacquered steel with flexibly adjustable screw knobs
- Suitable for every type of flip-chart paper
- With telescopic legs and pen tray



Article number  
14001.103

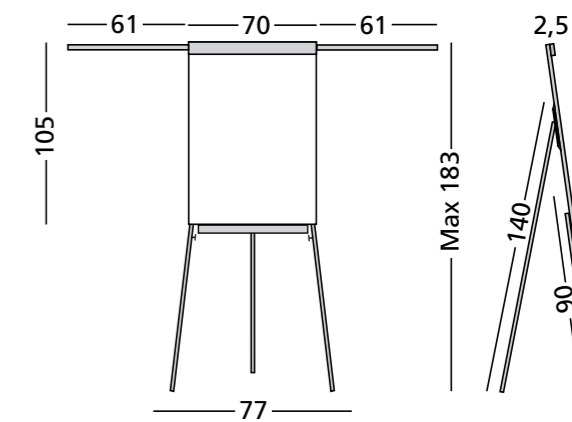


Flip Chart Standard Plus

- Flip-over with quick-release clip and flexible holders
- Back panel of white lacquered steel, not writable
- With two side bars for additional display options, telescopic legs and pen tray



Article number  
14001.100



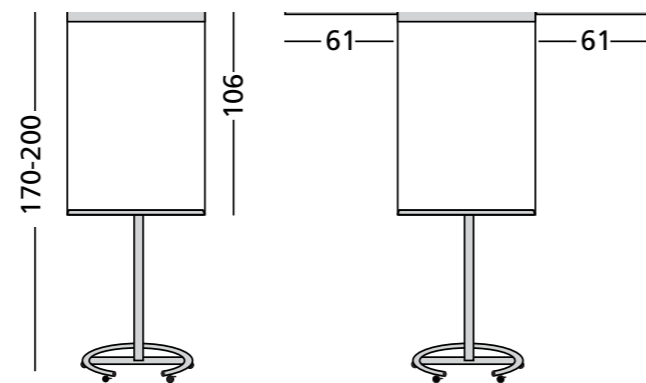


Flip Chart Vario



- Flip-over with quick-release clip and flexible holders
- Back panel of white lacquered steel, not writable
- With two side bars for additional display options, round base, with opening, on 5 wheels (3 with brakes)
- Infinitely adjustable thanks to a gas spring

Article number  
14001.102

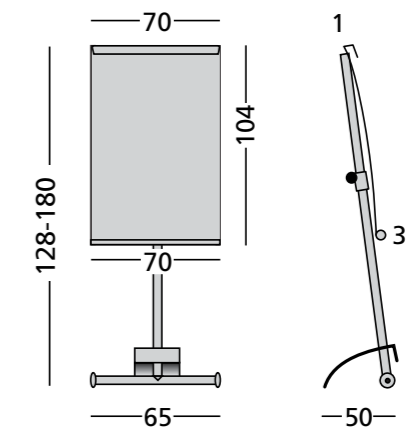



Flip Chart Alura, white



- Flip Chart with white lacquered tubes and curved panels
- With flexibly adjustable holders for every type of Flip-chart paper
- Infinitely adjustable thanks to a gas spring

Article number  
14001.113



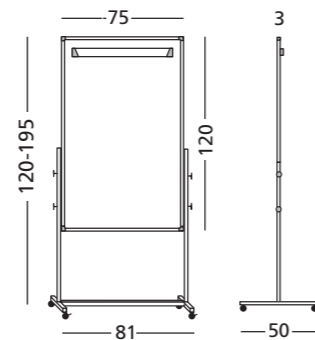


Flip Chart Combi



Article number  
13018.100

- A 3-in-1 combination: one side is a white lacquered steel whiteboard including flip chart clamp, the other side is a grey felt pinboard
- On 4 wheels (2 with brakes), it is a solid steel construction with crossbar
- Easy to assemble and disassemble



Made of wood from responsibly managed forests

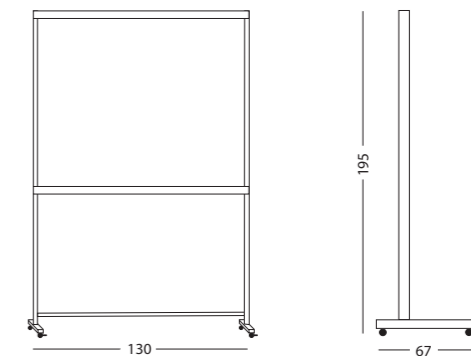


Wheeled base for cabinet



Article number  
14013.100

- White steel wheeled base for cabinet
- With four hard-wearing castors, two of which have brakes.





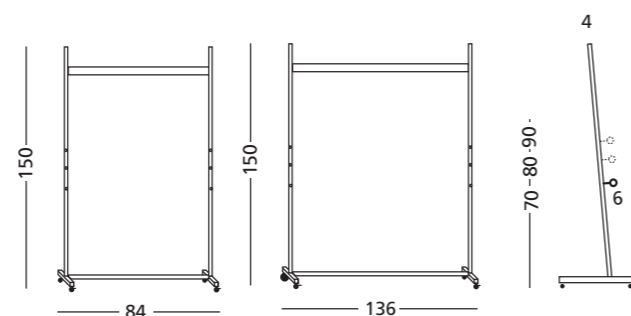


Wheeled easel

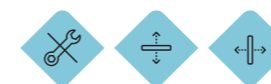
- White steel easel on 4 wheels (2 with brakes)
- the boards can be mounted at three different heights
- Maximum board size on 140 cm stand: 100 x 180 cm (h x w)
- Maximum board size on 90 cm stand: 100 x 150 cm (h x w)
- Board not included



Dimensions	Article number
140 cm	14013.115
90 cm	14013.116

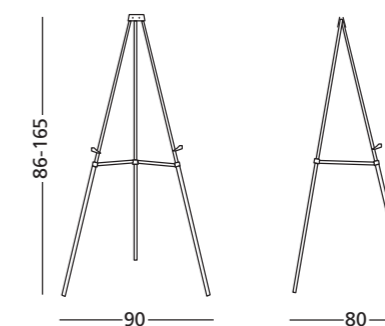


Board Easel Flexible



Article number  
14013.120

- Collapsible aluminium board easel made of adjustable telescopic tube
- Maximum dimensions: 90 x 120 cm (h x w)
- Rubberised board supports to protect the board
- Can also be used as a tabletop easel
- Lightweight and easily transportable
- Board not included







# Rail system

PartnerLine rail systems are multifunctional and the ideal solution for designing your presentation options in a flexible, versatile and entirely customisable way. The boards have a white lacquered frame with white plastic corner pieces.







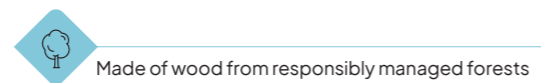
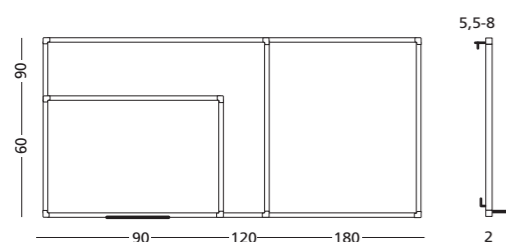
More info on  
customised  
printing?  
See page 33

PartnerLine Rail whiteboard, white enamel

- Writing surface of white enamelled steel, fused at 800°C
- Suitable for very intensive and long-term use
- Lightweight board
- White PartnerLine frame with white plastic corner pieces
- Includes 30 cm pen tray and rail mounting adapter set
- Magnetic, dry wipe
- PartnerLine Rail (p. 152–153) needs to be ordered separately



Dimensions	Article number
90 x 180 cm	11106.100
90 x 120 cm	11106.101
60 x 90 cm	11106.102

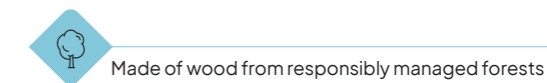
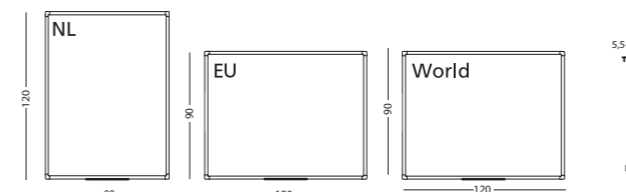


PartnerLine Rail whiteboard, maps





- Very detailed full-colour map printed on steel sublimation
- Suitable for normal to fairly intensive use
- Lightweight board
- White PartnerLine frame with white plastic corner pieces
- Includes 30 cm pen tray and rail mounting adapter set
- Magnetic, dry wipe
- PartnerLine Rail (p. 152–153) needs to be ordered separately



Print	Scale	Dimensions	Article number
The Netherlands, road map	1: 270,000	120 x 90 cm	11106.110
Europe, road map	1: 6,170,000	90 x 120 cm	11106.116
World, political	1: 34,232,000	90 x 120 cm	11106.117







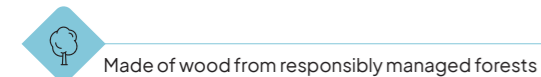
PartnerLine Rail projection board, Projection



- Projection surface of Projection enamelled steel fused at 800°C
- The surface has the ideal properties for long-throw projection: perfect projection without a hot spot and a wide viewing angle, gloss level: 13 GU (60°)
- Suitable for very intensive and long-term use
- Lightweight board
- White PartnerLine frame with white plastic corner pieces
- Includes 30 cm pen tray and rail mounting adapter set
- Magnetic, dry wipe
- PartnerLine Rail (p. 152-153) needs to be ordered separately



Projection ratio	Dimensions	Article number
16:10	118 x 189 cm	11106.161
16:3	118 x 157 cm	11106.160

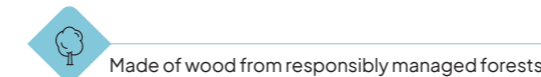
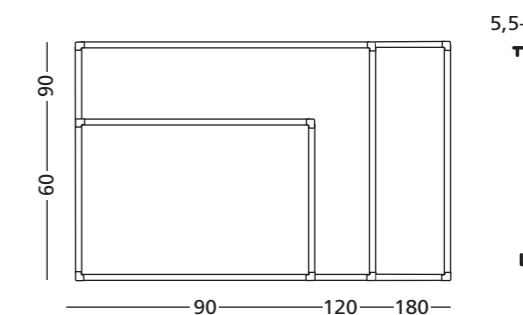


PartnerLine Rail pinboard, Camira

- Pinboard surface of 100% recycled, high-quality Camira fabric
- The Camira fabric is colourfast, durable, anti-lint, flame-resistant, washable and environmentally friendly
- Suitable for very intensive and long-term use
- Lightweight board
- White PartnerLine frame with white plastic corner pieces
- Includes rail mounting adapter set
- PartnerLine Rail (p. 152-153) needs to be ordered separately



Surface	Dimensions	Article number
Camira Blue-Purple (AK007)	90 x 180 cm	11207.114
	90 x 120 cm	11207.113
	60 x 90 cm	11207.112
Camira Dark Grey (AK019)	90 x 180 cm	11207.117
	90 x 120 cm	11207.116
	60 x 90 cm	11207.115





PartnerLine Rail flip chart

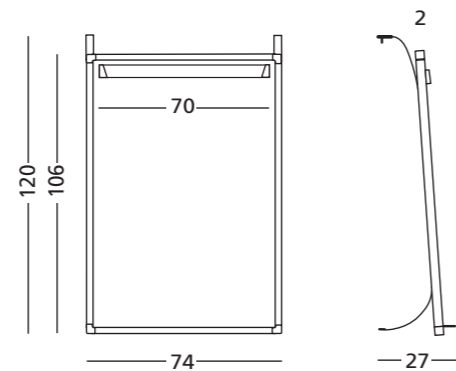


- Flip chart with a magnetic, dry-wipe white enamel writing surface
- With white enamel PartnerLine profile and white plastic corner pieces
- Includes adapter set and 30 cm pen tray
- The universal paper holders are suitable for various sizes of flip chart paper
- PartnerLine Rail (p. 152-153) needs to be ordered separately



Dimensions  
100 x 70 cm

Article number  
12205.101



Made of wood from responsibly managed forests








PartnerLine Rail, double



Dimensions  
240 x 8 cm

Article number  
12105.100

- Aluminium wall-rail system, white, 240 cm long, double version
- The boards can be hung at two different depths, enabling them to be slid in front or behind each other
- With paper clamp at the bottom edge, along the entire width of the rail
- Several rails can be joined together with the connecting piece
- Can be cut to size
- Can be mounted 'round the corner' using the the 90° corner piece (p. 153)
- Includes adapter set, paper clamp rollers, end caps, connecting piece, cover strip and mounting materials



13013.101

14022.103

PartnerLine Rail, accessories




PartnerLine Rail, adapter set  
Article number  
13013.101

PartnerLine Rail, 90° corner piece  
Article number  
14022.103

- PartnerLine Rail, adapter set
- Complete set of mounting materials to hang a product in the top or bottom rail
  - Includes spacers, sliding blocks and mounting materials
  - Quick and easy to assemble

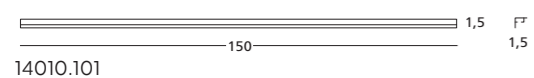

- PartnerLine Rail, 90° corner piece
- 90° corner piece for a right-angle corner joint between 2 double PartnerLine Rails



Ceiling rails



Description	Dimensions	Article number
Clip rail, ceiling mounted, white	150 x 3.5 cm	14010.102
Ceiling rail set, black	150 x 1.5 cm	14010.101



Clip Rail set, ceiling mounted, white

- White aluminium wall-mounted rail to hang small whiteboards and pictures
- With space to conceal cables
- The set consists of two 1.5 metre rails and includes suspension materials
- Excludes whiteboard and suspension cables (suspension cables: see p. 155)

Ceiling rail set, black

- Black aluminium ceiling rail to hang small whiteboards and pictures
- For mounting on the side bar of a suspended ceiling
- The set consists of two 1.5 metre rails and includes suspension materials
- Excludes whiteboard and suspension cables (suspension cables: see p. 155)



14010.110



14010.111



14010.112

Adapter sets



Description	Article number
Adapter set for whiteboards	14010.110
Adapter set for painting, Perlon	14010.111
Adapter set for painting, steel cable	14010.112

Adapter set for whiteboards

- Set for suspending whiteboards from the clip rail or ceiling rail
- In addition to two (150 cm) steel cables and two suspension hooks, the set also includes four stabilising caps to protect the wall
- Maximum board size 90 x 120 cm
- Maximum weight per hook: 15 kg

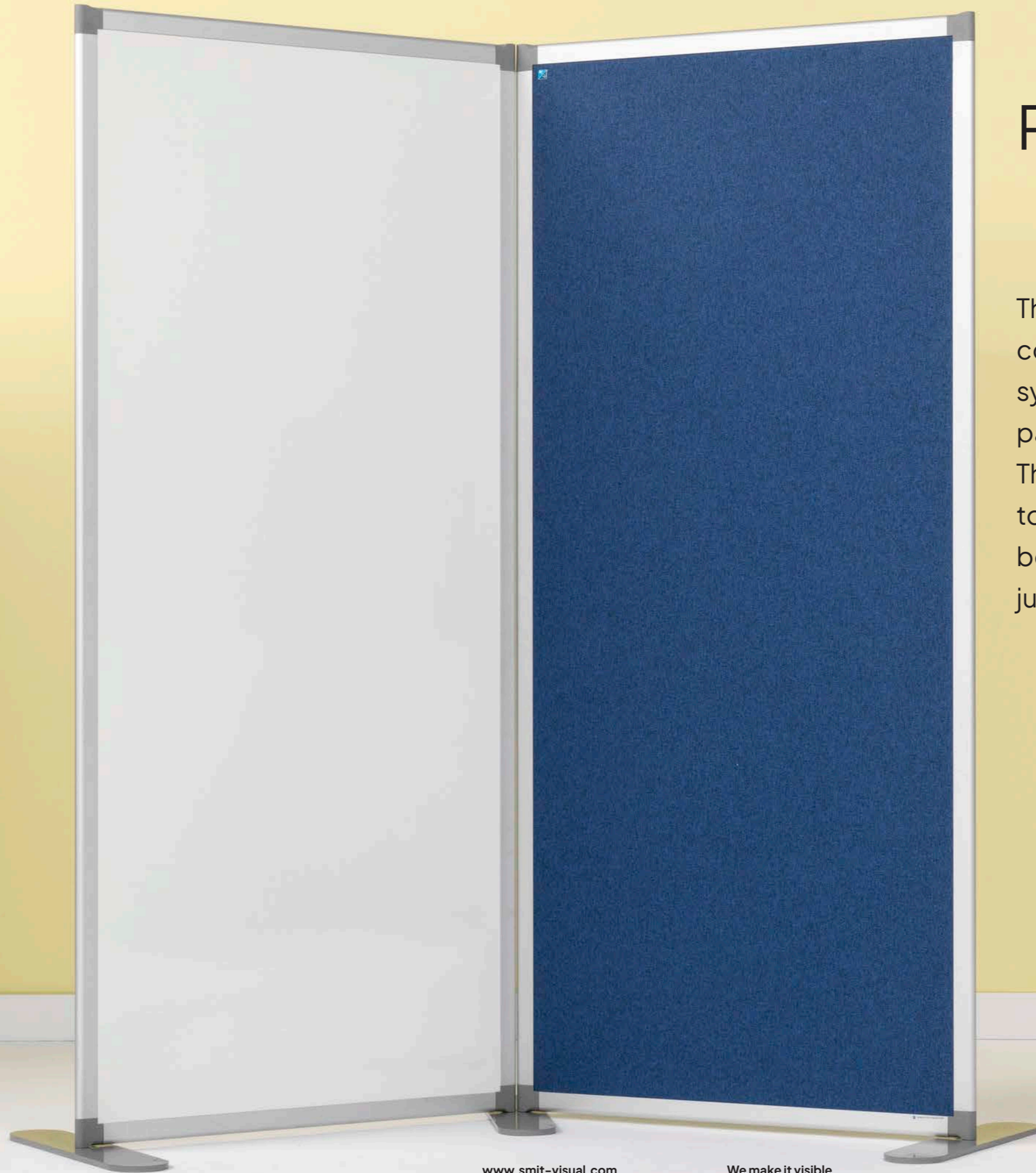
Adapter Set for Paintings, Perlon

- Set of 2 transparent Perlon cords, 150 cm long, and two hooks to hang paintings, photos and calendars to the clip rail or ceiling rail
- Maximum weight per hook: 4 kg

Adapter Set for Paintings, Steel cable

- Set of 2 steel cables, 150 cm long, and two hooks to hang paintings, photos and calendars to the clip rail or ceiling rail
- Maximum weight per hook: 15 kg





# Partition


The ability to create different configurations and uses with a single system. That makes our range of partitioning versatile and flexible to use. The modular construction means that up to a maximum of four partition panels can be connected to each other easily with just one foot.



More info on  
customised  
printing?  
See page 33

Dimensions	Article number
180 x 120 cm	13006.123
140 x 120 cm	13006.122
110 x 120 cm	13006.121
180 x 100 cm	13006.113
140 x 100 cm	13006.112
110 x 100 cm	13006.111
180 x 80 cm	13006.103
140 x 80 cm	13006.102
110 x 80 cm	13006.101

Feet (2 per partition) and additional coupling elements must be ordered separately (see p. 162)



### Partition whiteboard, white enamel



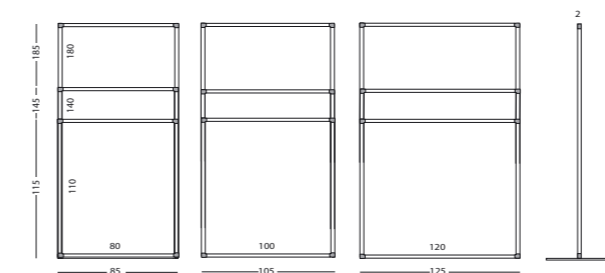
- Writing surface of double-sided white enamelled steel, fused at 800°C
- Suitable for very intensive and long-term use
- Anodised aluminium frame with plastic corner pieces
- Stable construction
- Up to 4 walls can be joined together with coupling elements
- Includes two shafts, two screws, two single cover caps and a two-way straight wall connection
- Magnetic, dry wipe



Made of wood from responsibly managed forests

Dimensions	Article number
180 x 120 cm	13006.999
140 x 120 cm	13006.999
110 x 120 cm	13006.999
180 x 100 cm	13006.999
140 x 100 cm	13006.999
110 x 100 cm	13006.999
180 x 80 cm	13006.999
140 x 80 cm	13006.999
110 x 80 cm	13006.999

Feet (2 per partition) and additional coupling elements must be ordered separately (see p. 162).



### Partition whiteboard, printed



- Writing surface of double-sided, full-colour printed steel sublimation
- Suitable for normal to fairly intensive use
- Anodised aluminium frame with plastic corner pieces
- Stable construction
- Up to 4 walls can be joined together with coupling elements
- Includes two shafts, two screws, two single cover caps and a two-way straight wall connection
- Magnetic, dry wipe



Made of wood from responsibly managed forests

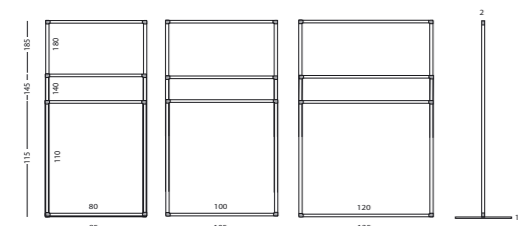




<b>Dimensions</b>	<b>Article number</b>
180 x 120 cm	13006.923 + colour code
140 x 120 cm	13006.922 + colour code
110 x 120 cm	13006.921 + colour code
180 x 100 cm	13006.913 + colour code
140 x 100 cm	13006.912 + colour code
110 x 100 cm	13006.911 + colour code
180 x 80 cm	13006.903 + colour code
140 x 80 cm	13006.902 + colour code
110 x 80 cm	13006.901 + colour code

Other colours 13006.999 + colour code + size

Feet (2 per partition) and additional coupling elements must be ordered separately (see p. 162).



Partition pinboard, Camira




- Pinboard surface of 100% recycled, high-quality Camira fabric
- The Camira is colourfast, durable, anti-lint, flame-resistant, washable and environmentally friendly
- Suitable for very intensive and long-term use
- Anodised aluminium frame with plastic corner pieces
- Stable construction
- Up to 4 walls can be joined together with coupling elements
- Includes two shafts, two screws, two single cover caps and a two-way straight wall connection




Made of wood from responsibly managed forests





Standard colours



Other colours







Description	Article number
Connector plugs	
4-way	51401.053
3-way	51401.052
2-way	51401.051
Feet	
Free-standing	14013.150
Wall position	14013.151
Wheeled*	14013.152
Flexible wall hook set	14010.115

Partition, accessories



- The modular construction means that up to a maximum of four partition panels can be connected to each other easily with just one foot.
- Flexible wall hook set: comprising 2 flexible wall hooks, white, 2 Perlon cords of 150 cm and 2 hooks to hang things on

